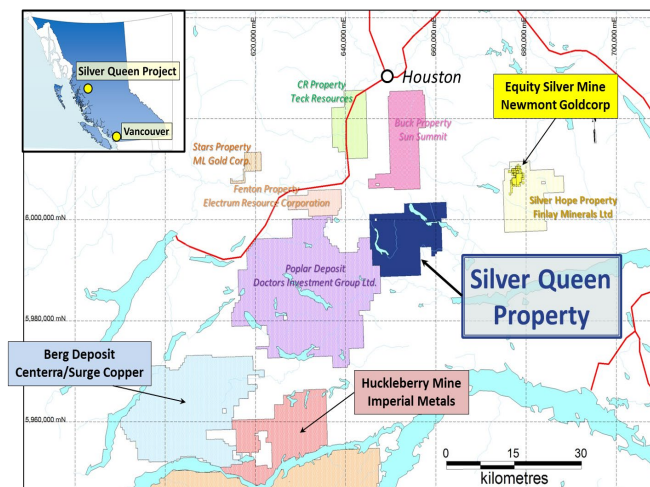


TSXV:EQTY

www.equitymetalscorporation.com

Exploring a high-grade silver-gold vein system at its Silver Queen Project in central B.C.

- District-scale (18,852 ha) property surrounded by major mines and deposits
- Brownfield project and past-producing polymetallic mine (>C\$20M of historic exploration and development work)
- +500 drill holes & +9,000 m of underground workings
- +20 epithermal veins identified over a 6 sq. km. area
- 78-holes, 25,659 m drilled in 2020-22
- **Significant Resource Expansion**
- Trading at only C\$0.25/oz AgEq (68% discount to sector average)
- **Fully Funded 5000m 2023 Exploration Program**



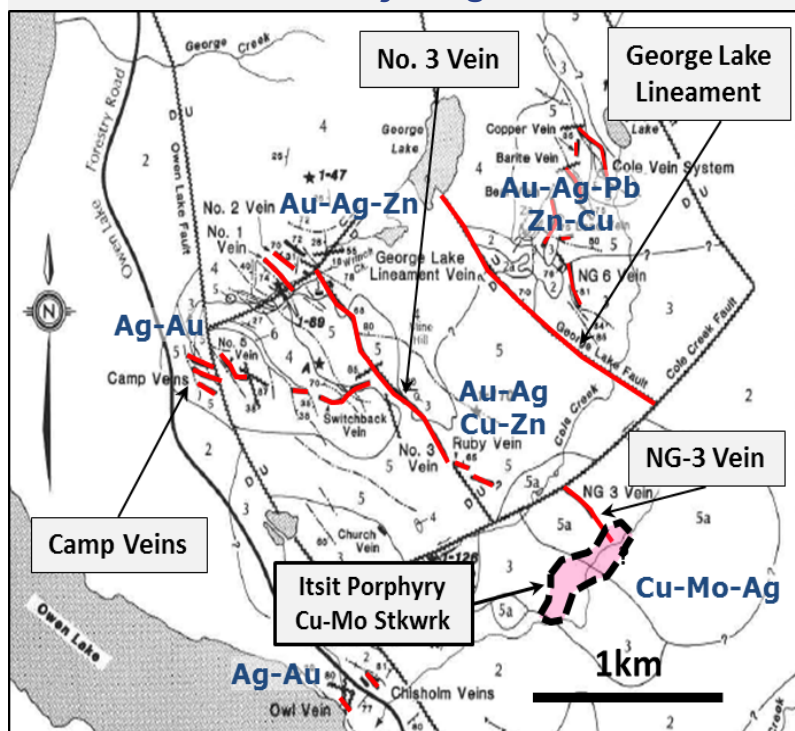
18,852 ha in the Omineca Mining Division
Close proximity to power lines, roads and rail

Silver Queen NI 43-101 Mineral Resource Estimate (Dec 1, 2022)

| Indicated Resources | | Average Grade | | | | | | Contained Metal | | | | | | | |
|-----------------------|--------------|---------------|-------------|-------------|------------|------------|------------|-----------------|-----------------|-----------------|-----------|-----------|------------|-------------------|-------------------|
| Zone | Tonnes (kt) | Ag (g/t) | Au (g/t) | Cu (%) | Pb (%) | Zn (%) | AgEq (g/t) | AuEq (g/t) | Ag TrOz (kcozs) | Au TrOz (kcozs) | Cu (Mlbs) | Pb (Mlbs) | Zn (Mlbs) | AgEq TrOz (kcozs) | AuEq TrOz (kcozs) |
| No. 3 and NG3 Veins | 2,942 | 150 | 2.45 | 0.25 | 0.7 | 3.8 | 569 | 6.9 | 14,168 | 232 | 16 | 43 | 249 | 53,852 | 657 |
| Camp / Sveinson Veins | 514 | 412 | 0.31 | 0.19 | 0.4 | 1.5 | 541 | 6.5 | 6,808 | 5 | 2 | 5 | 17 | 8,940 | 108 |
| Total | 3,455 | 189 | 2.13 | 0.24 | 0.6 | 3.5 | 565 | 6.9 | 20,976 | 237 | 18 | 48 | 267 | 62,792 | 765 |
| Inferred Resources | | | | | | | | | | | | | | | |
| No. 3 and NG3 Veins | 257 | 110 | 1.94 | 0.32 | 0.2 | 1.1 | 361 | 4.4 | 911 | 16 | 2 | 1 | 6 | 2,975 | 36 |
| Camp / Sveinson Veins | 1,664 | 176 | 0.64 | 0.22 | 0.6 | 2.1 | 366 | 4.4 | 9,387 | 34 | 8 | 22 | 78 | 19,562 | 237 |
| Total | 1,920 | 167 | 0.82 | 0.23 | 0.5 | 2.0 | 365 | 4.4 | 10,298 | 50 | 10 | 23 | 84 | 22,536 | 273 |

Effective date Dec 1, 2022. C\$100/NSR cut-off. The MRE was prepared by Garth Kirkham, P.Geo., Eugene Puritch, P.Eng., FEC, CET and Fred Brown, P.Geo., Independent Qualified Persons ("QP"), as defined by National Instrument 43-101 in accordance with CIM definitions. AgEq, AuEq and NSR\$/t calculated using \$20/oz silver, \$1,700/oz gold, \$3.50/lb copper, \$0.95/lb lead and \$1.45/lb zinc. Process recoveries used were Au 70%, Ag 80%, Cu 80%, Pb 81% and Zn 90%. Mineral Resources are not Mineral Reserves until they have demonstrated economic viability. Mineral Resource Estimates do not account for a Mineral Resource's mineability, selectivity, mining loss, or dilution.

Numerous Drill-Ready Targets



Capital Structure

| | |
|--------------------------------|-----------------|
| Share price (January 13, 2023) | C\$0.17 |
| Shares outstanding | 127.1M |
| FD shares outstanding | 214.0M |
| Market capitalization (basic) | C\$21.5M |
| Cash & Cash Equivalents | ~C\$3.0M |
| Debt | nil |

Share Ownership

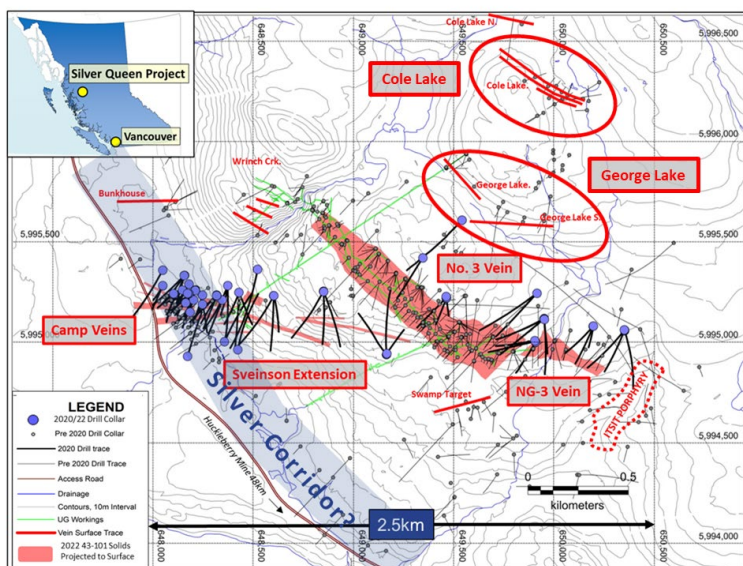
| | |
|-------------------------|-------------|
| Institutions | 7.9% |
| Management & Associates | 6.0% |

Since late 2020, completed 78 holes & 25,659 m of drilling over a 2.5 km east-west trend

Resource Highlights

- Highly enriched silver veins with bonanza grades (*see table*)
- New NI43-101 Mineral Resource Estimate (Dec-22) increases: **Ind Resources +180%; Inf Resources +30%** over 2019 estimate
- 74% of Estimate (AgEq) in Indicated Category
- Strong Precious-metal bias:** 64% of value in Au-Ag
- Excellent grade and tonnage retention: 84% of base-case resource (AgEq basis) retained at a C\$200NSR/t cut-off

Current Resources and New Targeting



| Hole ID | From (m) | To (m) | Length (m) | Ag (g/t) | Au (g/t) | Cu (%) | AgEq (g/t) |
|---------------------------------|----------|--------|------------|---------------|-------------|--------|---------------|
| Camp Vein | | | | | | | |
| SQ20-010 | 112.8 | 113.1 | 0.3 | 56,115 | 0.1 | 1.1 | 56,291 |
| SQ21-029 | 229.4 | 230.0 | 0.6 | 7,392 | 0.2 | 0.2 | 7,611 |
| SQ21-030 | 208.3 | 208.6 | 0.3 | 11,506 | 0.0 | 0.3 | 11,604 |
| SQ21-031 | 233.3 | 233.6 | 0.3 | 14,035 | 0.1 | 0.5 | 14,256 |
| SQ21-034 | 48.6 | 48.9 | 0.3 | 10,085 | 0.0 | 0.2 | 10,117 |
| SQ21-047 | 44.7 | 45.2 | 0.4 | 3,574 | 9.0 | 12.7 | 5,692 |
| SQ21-048 | 50.3 | 51.8 | 1.6 | 4,032 | 2.9 | 11.4 | 5,597 |
| SQ21-049 | 143.7 | 144.0 | 0.3 | 3,134 | 1.1 | 0.1 | 3,293 |
| No. 3 / NG-3 Vein System | | | | | | | |
| SQ21-019 | 217.0 | 218.9 | 1.6 | 194 | 1.5 | 0.8 | 495 |
| SQ21-022 | 319.9 | 325.8 | 4.7 | 339 | 8.7 | 0.7 | 1,396 |
| SQ21-023 | 345.5 | 347.8 | 1.6 | 442 | 6.1 | 0.3 | 1,124 |
| SQ21-024 | 209.5 | 213.5 | 3.1 | 138 | 6.2 | 0.1 | 650 |
| SQ21-025 | 222.5 | 224.0 | 1.2 | 55 | 4.9 | 0.2 | 448 |
| Incl. | 223.0 | 223.6 | 0.5 | 110 | 11.2 | 0.4 | 999 |

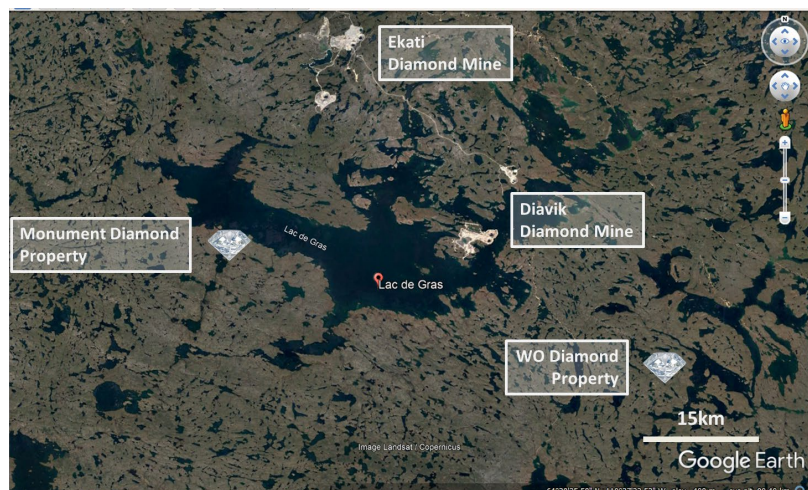
Effective Exploration – Further Potential

- Effective Exploration: cash-discovery cost of only C\$0.15/oz AgEq / C\$11/oz AuEq
- Drilling to test extensions of the Camp and Sveinson deposits, Cole Lk. and George Lk. Targets in 2023
- Next Target 2 Milestone: +120Mozs AgEq
- Drilling start anticipated in Q2-2023

2. The exploration target is conceptual in nature and relies on projections of mineralization that are beyond the standard CIM classification of mineral resources and should not be relied on as a mineral resource estimate

Diamond Assets in the Northwest Territories, Canada

Diamond-bearing kimberlites in a producing district



Monument Project (57.49% interest)

- 3,082 ha property within the Lac de Gras cluster. Located 310 km north of Yellowknife, NWT
- Eight diamond-bearing kimberlites with a total of 2,427 microdiamonds recovered, up to 0.445 carats

WO Project (4.5% effective interest)

- 5,817 ha property adjoining the Diavik Diamond Mine
- JV with DeBeers (operator) and Archon Minerals
- NI 43-101 indicated resource of 18.2M carats at 94 CPHT