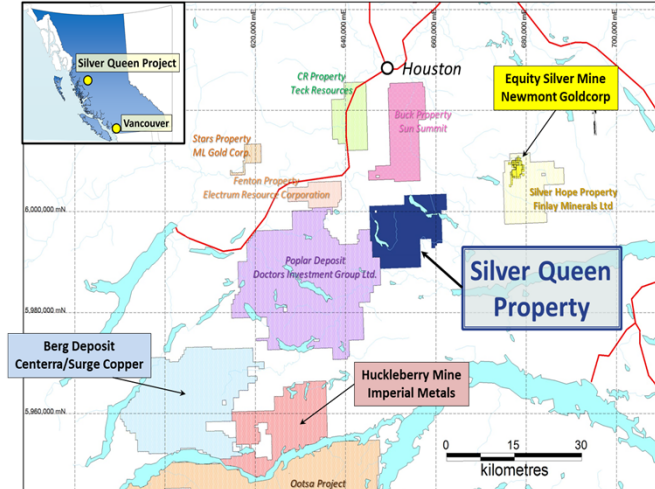


TSXV:EQTY

www.equitymetalscorporation.com

Exploring a high-grade silver-gold vein system at its Silver Queen Project in central B.C.

- District-scale (18,871 ha) property surrounded by major mines and deposits
- Brownfield project and past-producing polymetallic mine (>C\$20M of historic exploration and development work)
- +500 drill holes & +9,000 m of underground workings
- +20 epithermal veins identified over a 6 sq. km. area
- 146-holes, 52,877 m drilled in 2020-24
- **Significant Resource Expansion**
- **Fully Funded for \$1.6M 2025 Exploration Program, including additional expansion drilling and resource estimate update**



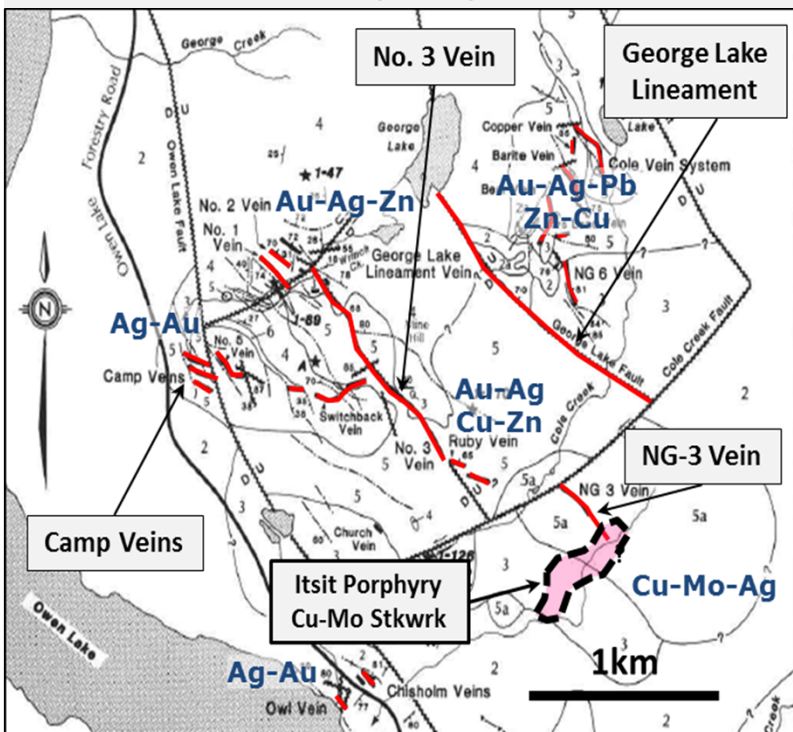
18,871 ha in the Omineca Mining Division
Close proximity to power lines, roads and rail

Silver Queen NI 43-101 Mineral Resource Estimate (Dec 1, 2022)

Indicated Resources	Zone	Tonnes (kt)	Average Grade					Contained Metal									
			Ag (g/t)	Au (g/t)	Cu (%)	Pb (%)	Zn (%)	AgEq (g/t)	AuEq (g/t)	Ag TrOz (kcozs)	Au TrOz (kcozs)	Cu (Mlbs)	Pb (Mlbs)	Zn (Mlbs)	AgEq TrOz (kcozs)	AuEq TrOz (kcozs)	
	No. 3 and NG3 Veins	2,942	150	2.45	0.25	0.7	3.8	569	6.9	14,168	232	16	43	249	53,852	657	
	Camp / Sveinson Veins	514	412	0.31	0.19	0.4	1.5	541	6.5	6,808	5	2	5	17	8,940	108	
Total		3,455	189	2.13	0.24	0.6	3.5	565	6.9	20,976	237	18	48	267	62,792	765	
Inferred Resources																	
	No. 3 and NG3 Veins	257	110	1.94	0.32	0.2	1.1	361	4.4	911	16	2	1	6	2,975	36	
	Camp / Sveinson Veins	1,664	176	0.64	0.22	0.6	2.1	366	4.4	9,387	34	8	22	78	19,562	237	
Total		1,920	167	0.82	0.23	0.5	2.0	365	4.4	10,298	50	10	23	84	22,536	273	

Effective date Dec 1, 2022. C\$100/NSR cut-off. The MRE was prepared by Garth Kirkham, P.Geo., Eugene Puritch, P.Eng., FEC, CET and Fred Brown, P.Geo., Independent Qualified Persons ("QP"), as defined by National Instrument 43-101 in accordance with CIM definitions. AgEq, AuEq and NSR\$/t calculated using \$20/oz silver, \$1,700/oz gold, \$3.50/lb copper, \$0.95/lb lead and \$1.45/lb zinc. Process recoveries used were Au 70%, Ag 80%, Cu 80%, Pb 81% and Zn 90%. *Mineral Resources are not Mineral Reserves until they have demonstrated economic viability. Mineral Resource Estimates do not account for a Mineral Resource's mineability, selectivity, mining loss, or dilution.*

Numerous Drill-Ready Targets



Capital Structure

Share price (Jan 08, 2025)	C\$0.20
Shares outstanding	194.8M
FD shares outstanding	251.7M
Market capitalization (basic)	C\$39M
Cash & Cash Equivalents	C\$6.2M
Debt	Nil

Share Ownership

Institutions	7.9%
Management & Associates	6.0%



2020 drilling Bonanza-grade vein with "Ruby Silver"

TSXV:EQTY

www.equitymetalscorporation.com

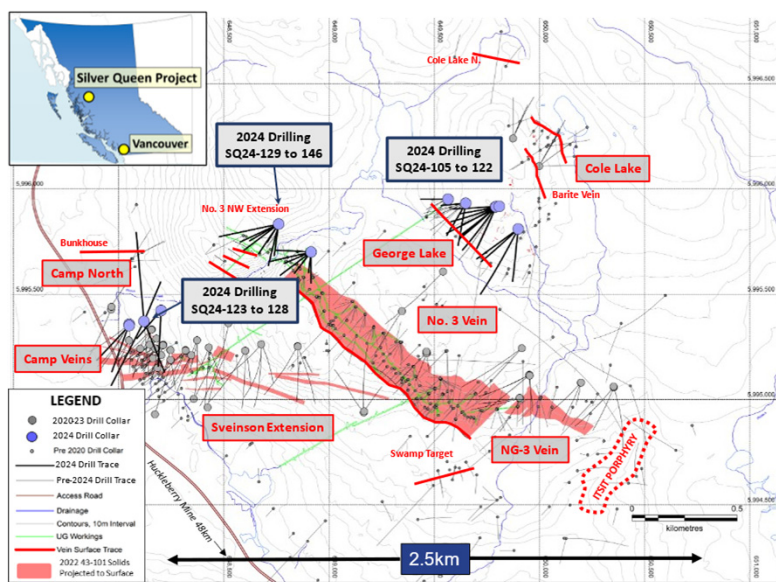
Since late 2020, completed 146 holes & 52,877 m of drilling over a 2.5 km east-west trend

Resource Highlights

- Bonanza-grade silver (see table)
- NI43-101 Mineral Resource Estimate (Dec-22) increases: **Ind Resources +180%; Inf Resources +30%** over 2019 estimate
- 74% of Estimate (AgEq) in Indicated Category
- **Strong Precious-metal bias:** 64% of value in Au-Ag
- Excellent grade and tonnage retention: 84% of base-case resource (AgEq basis) retained at a C\$200NSR/t cut-off

Hole ID	From (m)	To (m)	ETT (m)	Ag (g/t)	Au (g/t)	Cu (%)	AgEq (g/t)
Camp/Sveinson Vein System							
SQ20-010	112.8	113.1	0.2	56,115	0.1	1.1	56,333
SQ21-029	229.4	230	0.4	7,392	0.2	0.2	7,653
SQ21-030	208.3	208.6	0.2	11,506	0.0	0.3	11,627
SQ21-031	233.3	233.6	0.2	14,035	0.1	0.5	14,307
SQ21-034	48.6	48.9	0.1	10,085	0.0	0.2	10,114
SQ21-047	44.7	45.2	0.4	3,574	9.0	12.7	6,171
SQ21-048	50.3	51.8	1.3	4,032	2.9	11.4	5,999
SQ21-059	95.6	96	0.3	3,473	22.5	5.6	6,067
SQ21-059	204.4	204.7	0.2	78	59.3	0.0	5,021
SQ22-078	135.8	137	0.8	1,998	9.3	0.2	3,217
No. 3 / NG-3 Vein System							
SQ20-005	292.7	297.8	0.6	8	23.8	0.01	2,058
SQ21-022	319.9	325.8	4.7	339	8.7	0.7	1,586
SQ21-023	345.5	347.8	1.6	442	6.1	0.3	1,242
SQ21-024	209.5	213.5	3.1	138	6.2	0.1	723
SQ22-067	307.2	310.9	3.0	75	4.9	0.2	528

Current Resources and New Targeting



Effective Exploration – Further Potential

- Effective Exploration: cash-discovery cost of only C\$0.15/oz AgEq / C\$11/oz AuEq
- Drilling to test extensions of the Camp and Sveinson deposits, Cole Lk., George Lk. And No. 3 North Targets Completed in 2024
- Next Target 1 Milestone: +120Mozs AgEq
- All targets open for extension in 2025

1. The exploration target is conceptual in nature and relies on projections of mineralization that are beyond the standard CIM classification of mineral resources and should not be relied on as a mineral resource estimate

New Acquisition – 5,387ha Arlington Cu-Au-Ag Property, Southern BC

Greenfields Exploration in a Highly Prospective District



Fully Permitted

- 50 drill sites - \$1.2m 2025 drill program fully funded
- Road access – Highway runs through property

Three Different Exploration Targets

- Au-enriched Polymetallic Veins (Beaverdell Analog)
- Au-Cu magnetite skarn (Buckhorn Analog)
- Cu-Mo-Ag Porphyry (Grassroots - Rona Target)

Excellent Results from Initial Sampling

- 11.7g/t Au, 211g/t Ag and 3.22% Cu (grab)
- 6.8g/t Au and 2.0g/t Ag (grab)